

DATA INPUT PAGE FOR CITIZEN'S GUIDE TO LOCAL UNIT FINANCES

Local Unit Name: Village of Central Lake
 Local Unit Code: 05-0302

	<u>2012</u>	<u>2013</u>	<u>2014</u>	<u>2015</u>	<u>2016</u>	<u>Per capita information</u>	
						<u>2015</u>	<u>2016</u>
Statement of Revenues & Expenditures - All governmental funds							
Revenues							
Taxes	263,708	252,864	247,719	250,212	267,206	263	278
Licenses & Permits	756	1,030	780	465	1,150	0	1
Federal Government						-	-
State Government	154,779	159,184	170,728	183,216	333,392	193	347
Local Contributions	35,700	1,555	1,600			-	-
Charges for Services						-	-
Fines & Forfeitures	4,069	2,956	2,933	3,496	4,585	4	5
Interest & Rents	47,615	41,928	56,126	60,730	73,466	64	76
Other Revenues	7,140	47,739	43,754	22,882	15,978	24	17
Total Revenues	513,767	507,256	523,640	521,001	695,777	548	723
Expenditures							
General Government	83,562	83,674	85,072	83,762	113,021	88	117
Police & Fire	50,457	58,708	75,976	74,880	84,555	79	88
Other Public Safety						-	-
Roads	146,561	118,141	182,022	132,806	276,240	140	287
Other Public Works	51,374	33,051	35,952	23,453		25	-
Health & Welfare					7,000	-	7
Community/Econ. Development	1,661	8,640	2,144	21,389	1,231	23	1
Recreation & Culture	27,243	31,852	105,237	61,247	287,015	64	298
Capital Outlay		119,995				-	-
Debt Service						-	-
Other Expenditures	88,254	80,605	20,408	38,653	6,287	41	7
Total Expenditures	449,112	534,666	506,811	436,190	775,349	459	806
Surplus (Shortfall)	64,655	(27,410)	16,829	84,811	(79,572)	89	(83)

DATA INPUT PAGE FOR CITIZEN'S GUIDE TO LOCAL UNIT FINANCES

Local Unit Name: Village of Central Lake
 Local Unit Code: 05-0302

	2012	2013	2014	2015	2016	Per capita information	
						2015	2016
Financial Position - All governmental funds							
Nonspendable			4,000			-	-
Restricted		302,766	295,468	350,716	359,896	369	374
Committed	368,708					-	-
Assigned			52,611	31,591	51,236	33	53
Unassigned		257,620	225,133	279,715	290,694	294	302
Total Fund Balance	368,708	560,386	577,212	662,022	701,826	697	730

Liabilities not counted on a modified-accrual basis

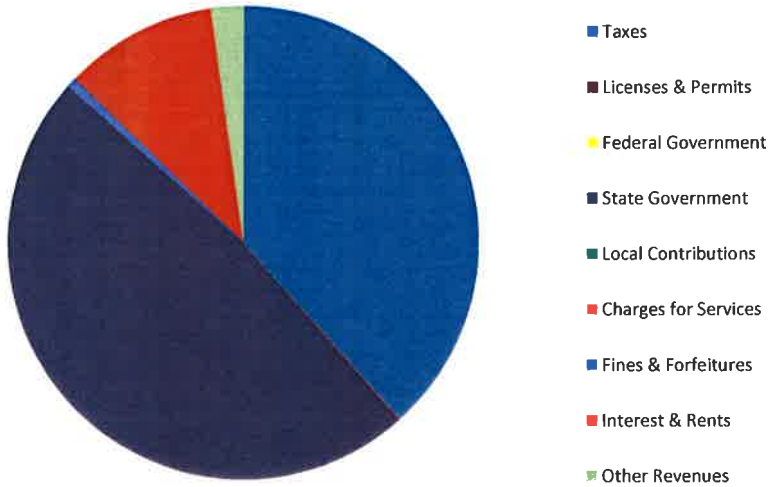
Pensions

Date of actuarial valuation:	2/29/2012	2/28/2013	2/28/2014	2/28/2015	2/28/2016		
Assets	73,384	89,098	106,290	126,885	187,164		
Actuarial Liability	55,451	66,905	83,304	113,114	153,798		
Unfunded (Overfunded)	(17,933)	(22,193)	(22,986)	(13,771)	(33,366)	(14)	(35)
Percent funded	132%	133%	128%	112%	122%		

OPEB

Date of actuarial valuation:							
Assets							
Actuarial Liability							
Unfunded	-	-	-	-	-	-	-
Percent funded	#DIV/0!	#DIV/0!	#DIV/0!	#DIV/0!	#DIV/0!		
Sum of All Pension & OPEB Plans							
Assets	73,384	89,098	106,290	126,885	187,164		
Actuarial Liability	55,451	66,905	83,304	113,114	153,798		
Unfunded	(17,933)	(22,193)	(22,986)	(13,771)	(33,366)	(14)	(35)
Percent funded	132%	133%	128%	112%	122%		

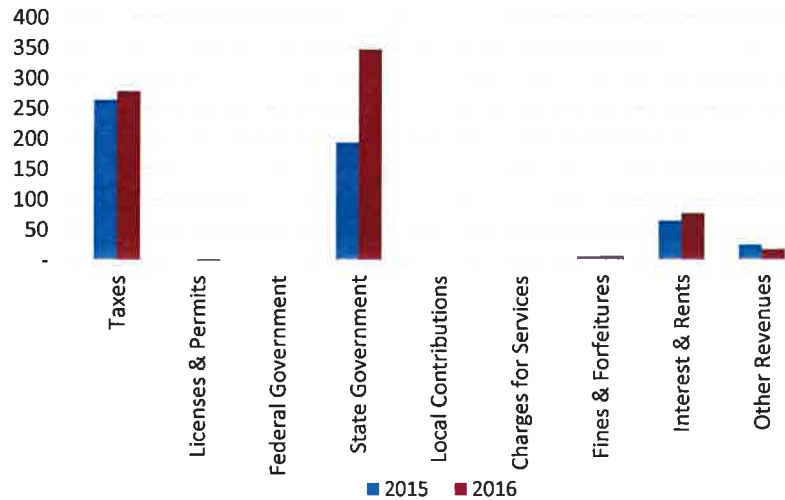
1. Where our money comes from (all governmental funds)



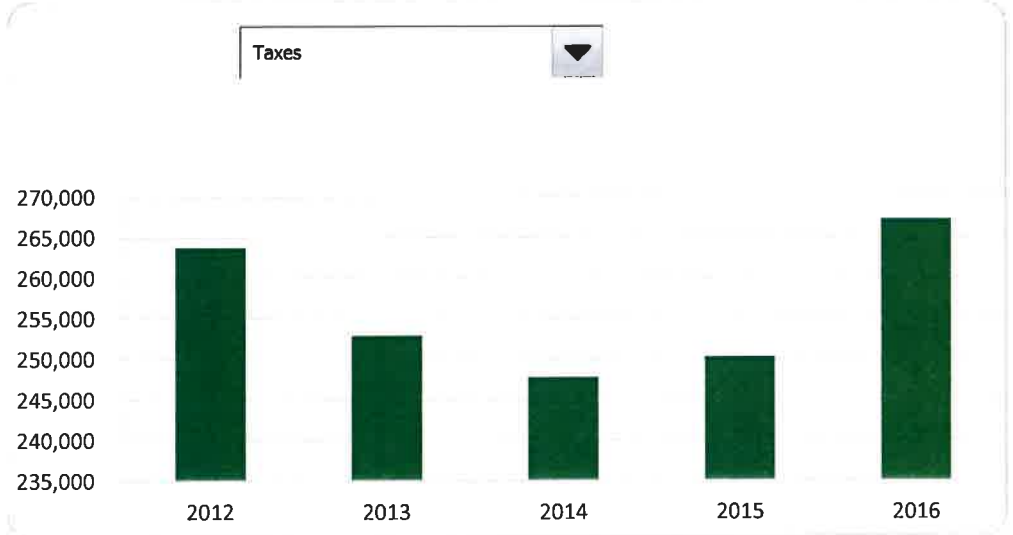
2. Compared to the prior year

	2015	2016	% change
Taxes	\$ 250,212	\$ 267,206	6.79%
Licenses & Permits	465	1,150	147.31%
Federal Government	-	-	N/A
State Government	183,216	333,392	81.97%
Local Contributions	-	-	N/A
Charges for Services	-	-	N/A
Fines & Forfeitures	3,496	4,585	31.15%
Interest & Rents	60,730	73,466	20.97%
Other Revenues	22,882	15,978	-30.17%
Total Revenues	\$ 521,001	\$ 695,777	33.55%

3. Revenue sources per capita - compared to the prior year



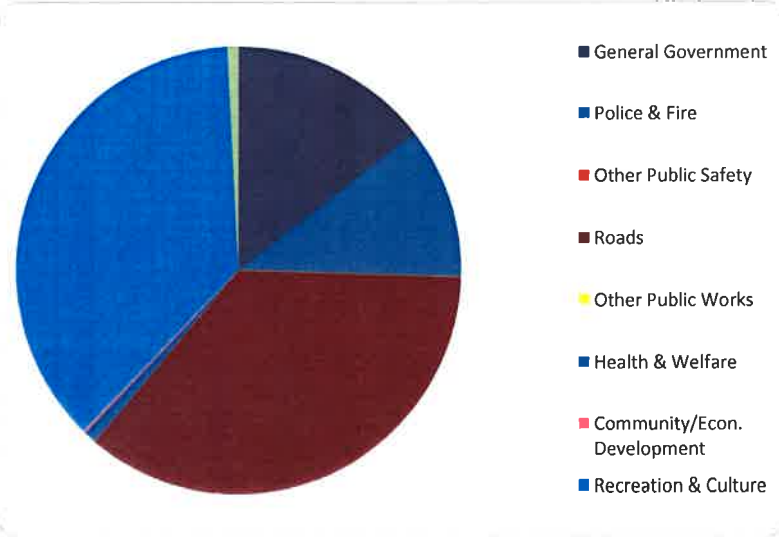
4. Historical trends of individual sources



Commentary:

For more information on our unit's finances, contact Racheal Antaya at (231)544-6483.

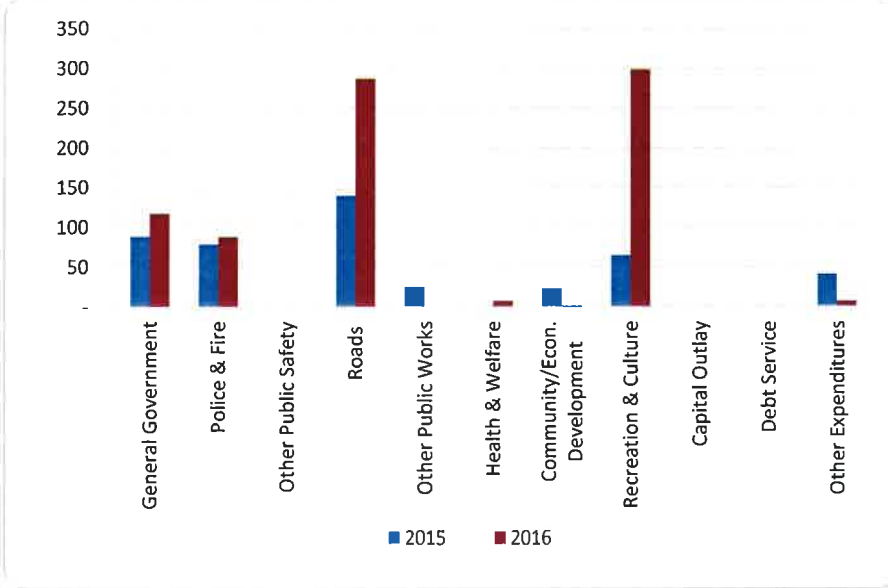
1. Where we spend our money (all governmental funds)



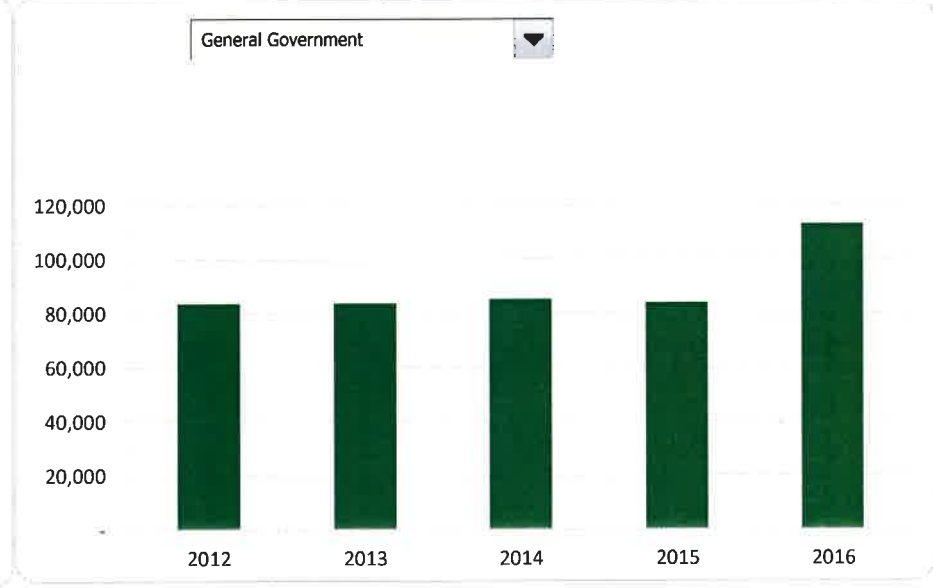
2. Compared to the prior year

	2015	2016	% change
General Government	\$ 83,762	\$ 113,021	34.93%
Police & Fire	74,880	84,555	12.92%
Other Public Safety	-	-	N/A
Roads	132,806	276,240	108.00%
Other Public Works	23,453	-	-100.00%
Health & Welfare	-	7,000	N/A
Community/Econ. Development	21,389	1,231	-94.24%
Recreation & Culture	61,247	287,015	368.62%
Capital Outlay	-	-	N/A
Debt Service	-	-	N/A
Other Expenditures	38,653	6,287	-83.73%
Total Expenditures	\$ 436,190	\$ 775,349	77.75%

3. Spending per capita - compared to the prior year



4. Historical trends of individual departments:



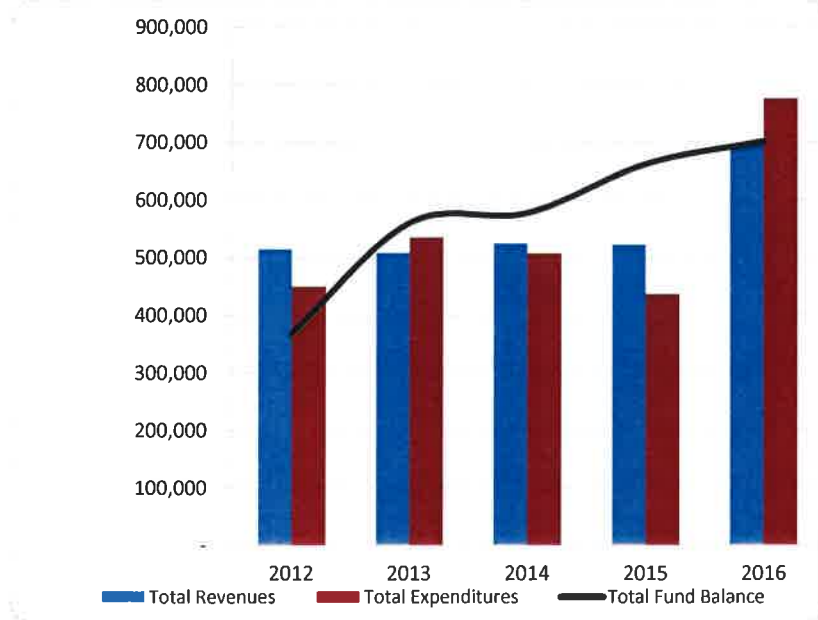
Commentary:

For more information on our unit's finances, contact Racheal Antaya at (231)544-6483.

CITIZEN'S GUIDE TO LOCAL UNIT FINANCES - Village of Central Lake (05-0302)

FINANCIAL POSITION

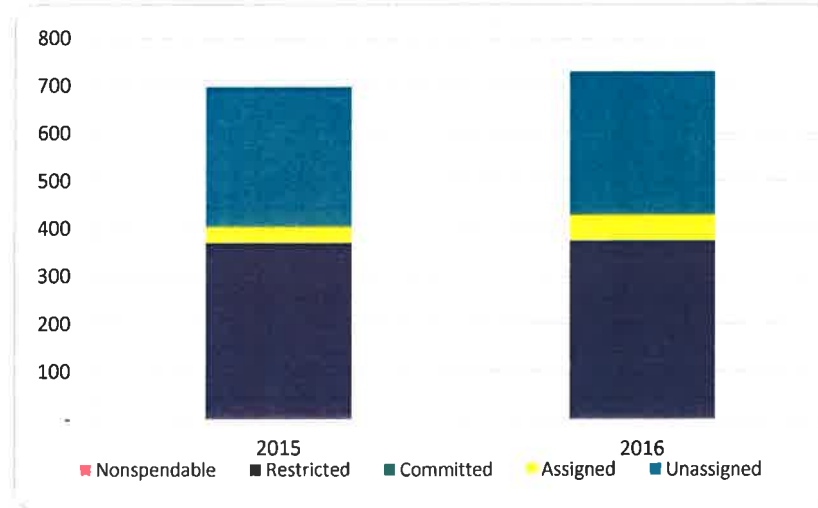
1. How have we managed our governmental fund resources (fund balance)?



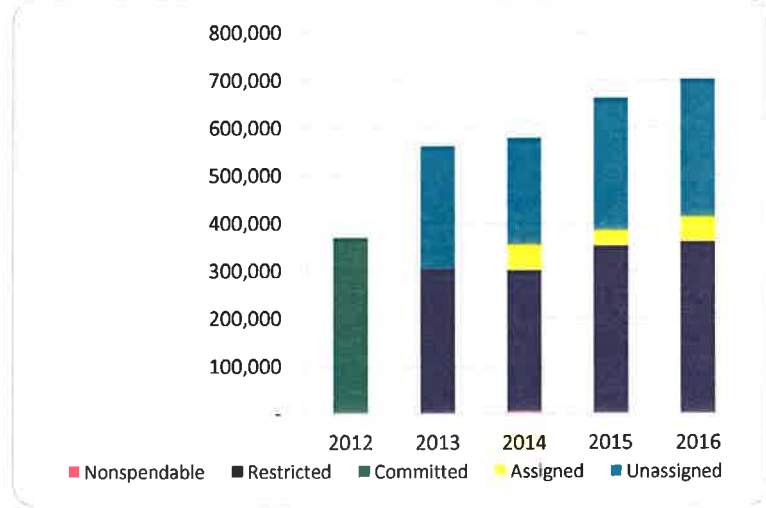
2. Compared to the prior year

	2015	2016	% change
Revenue	521,001	695,777	33.55%
Expenditures	436,190	775,349	77.75%
Surplus (shortfall)	84,811	(79,572)	-193.82%
Fund balance, by component:			
Nonspendable	-	-	N/A
Restricted	350,716	359,896	2.62%
Committed	-	-	N/A
Assigned	31,591	51,236	62.19%
Unassigned	279,715	290,694	3.93%
total fund balance	662,022	701,826	6.01%

3. Fund balance per capita - compared to the prior year



4. Historical trends of individual components



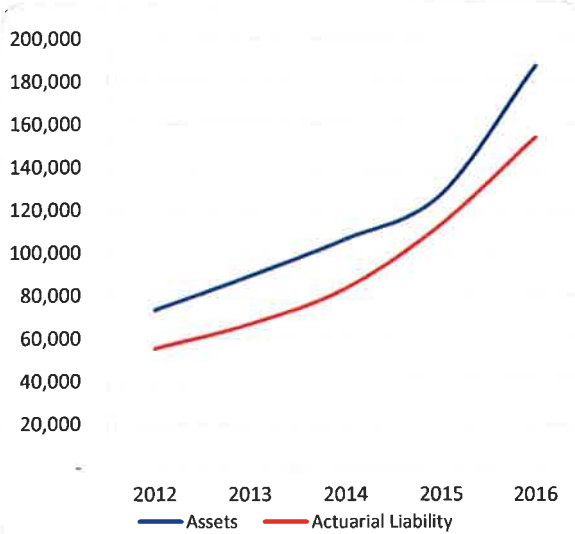
Commentary:

For more information on our unit's finances, contact Racheal Antaya at (231)544-6483.

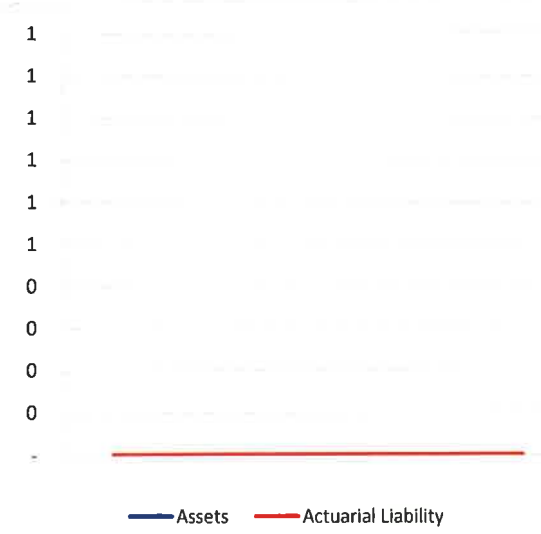
CITIZEN'S GUIDE TO LOCAL UNIT FINANCES - Village of Central Lake (05-0302)

OTHER LONG TERM OBLIGATIONS

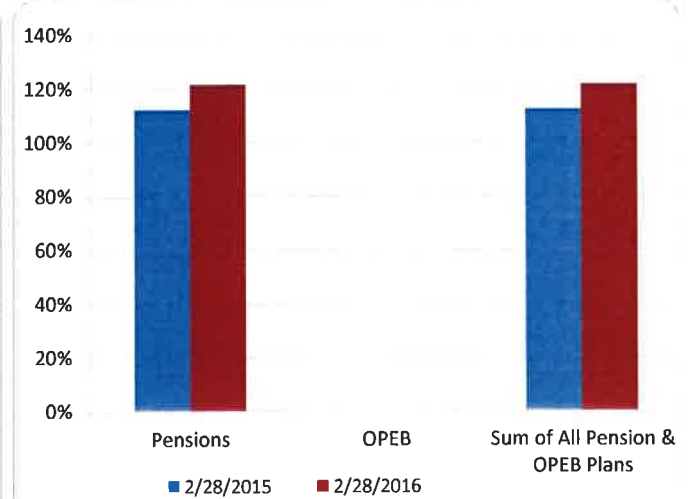
1. Pension funding status




2. Retiree Health care funding status



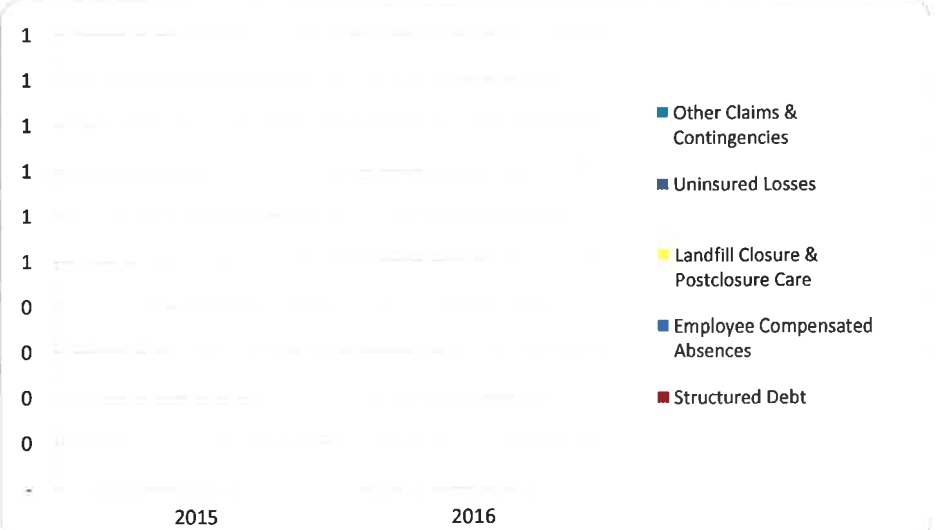
3. Percent funded - compared to the prior year



4. Long Term Debt obligations:



5. Debt & other long term obligations per capita - compared to the prior year



Commentary: